

Masport[®]
Heating

Wood Fires

CLEAN BURNING, ULTRA EFFICIENT FIRES
MADE IN NEW ZEALAND



Masport proudly supports the activities of Landcare Australia through its membership of the AHHA

www.masportheating.com.au





CONTENTS

About Masport Heating	4
Why Buy a Wood Fire	6
Cast-Iron Freestanding Convection Fires	7
Cast-Iron Inbuilt Convection Fires	10
Steel Inbuilt Convection Fires	12
Cast-Iron Radiant 'Westcotts'	14
Cast-Iron Radiant 'Potbellies'	15
Steel Freestanding Convection Fires	16
Steel Freestanding Radiant Fires	17
Technical Specifications	20
Masport Heating Tips	22
About Masport Wood Fires	23



Masport Heating

Welcome to Glen Dimplex Australia, the home of Masport Heating. With over 35 years of experience in home heating, Masport heating is a brand that reflects its values through its product.

Superior build quality, extensive research and development, rigorous quality control and a guarantee of workmanship are values that are synonymous with Masport Heating. Glen Dimplex is the largest manufacturer of wood fires in Australasia and incorporates a high level of equipment and facilities unrivalled by any other manufacturer in Australasia. As a consequence, our product range is extensive and offers great value for money.

We at Masport Heating have in-depth knowledge of solid fuel heating and continue to invest a great deal of time and money into innovative wood fire design and development. Our range of wood fires are a result of our intense research and over the years we have been at the forefront of the new generation of clean burning ultra efficient fires. These are advanced appliances that provide reliable warmth to the entire house and all with an amazing degree of control, economy, aesthetic appeal and environmental friendliness.

Masport Heating is committed to producing the best solid fuel burners in Australasia and our confidence is reflected in our 10 year fire box warranty on our entire wood fire range. Rest assured that you are buying a quality product from a reliable and renowned wood fire manufacturer.

For more information, please view our latest range of products on offer in this catalogue or visit our website www.masportheating.com.au



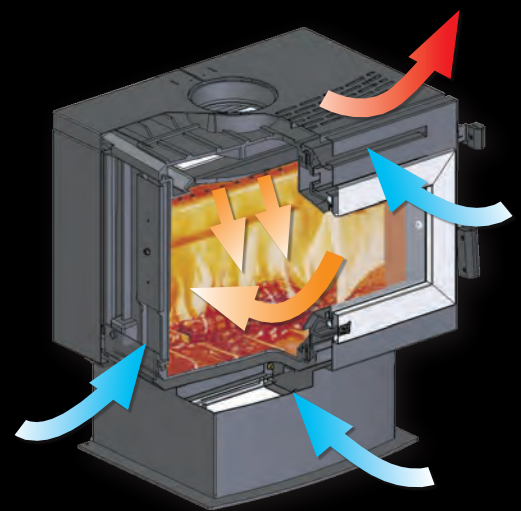
The key to an efficient, long-lasting fire lies in the design and construction of the superior cast iron firebox.

The Masport Heating cast iron fireboxes feature an advanced panel design with an integrated array of heat dispersing fins that can increase the surface area by up to 65%. The result is a superior wood fire that transfers heat from the cast iron firebox, through the fins and into the room efficiently. The added thickness plus the height of the fins evidently gives extra mass and surface area to the cast iron firebox. This in return has the ability to retain the heat and distribute the warmth efficiently for longer periods even after the fire has died down.



Triple Air Combustion Technology

Masport fireboxes have been built with a Triple Air Combustion system designed to efficiently burn all the fuel put in the fire. Primary air comes through slots with high/low control, gets preheated and drives primary combustion of fuel. It also creates an 'air wash' over the door glass, keeping it clean. Secondary air comes from either side of the firebox through the air-tube which creates turbulence and burns small, unburnt fuel particles at a very high temperature. Tertiary air comes from below the door or rear of the firebox to ensure complete combustion. This complete combustion gives better efficiency thus reducing running costs and keeping the environment clean.



Why buy a Wood Fire?

- Wood is a carbon neutral product. Unlike other fuels, burning wood generates no more carbon dioxide (CO₂) than if it was left to decompose naturally.
- A wood fire is an energy efficient way of heating. They are designed to heat your entire house.
- A wood fire is also a multi-purpose fire. Apart from being your primary heat source it can be used inline with a heat transfer/ventilation system, water heating and cooking.
- It is a smart and cost effective method of heating. Running a wood fire is one of the cheapest forms of heating.
- Wood is a renewable energy source. Therefore making it a sound environmental choice.
- Whatever your heating requirement there's a range of models and options to choose from.



5 Great Reasons to Choose a Masport Wood Fire...

1. All Masport Heating fires are made by Australasia's largest wood fire manufacturer.
2. Firebox warranty up to 10 years.
3. Huge range of environmentally friendly clean burning models.
4. Fully brick-lined firebox with steel baffles for efficient heating.
5. Comprehensive range of convection and radiant fires to suit a multitude of house designs.

F2000



The F2000 efficiently heats small to medium sized areas. The flush front window gives a warm open feeling and the glass door opens past 90° to make refuelling easier.

- Heats small to medium sized areas
- Superior heat from a fully finned cast iron firebox and triple air combustion system
- 2-speed fan for faster heat circulation
- Fitted with masonry brick and steel baffle
- Smooth release door latch with adjustable door hinge

FINISH: Black enamel with black trim

FIREBOX: Cast Iron

EST. PEAK OUTPUT: 17kW

HEAT AREA: 170m²

EMISSIONS: 1.2g/kg

EFFICIENCY: 64%

CIRCULATION: 2-speed convection fan

DIMENSIONS (WxDxH): 580 x 474 x 660mm

F3000



This modern day versatile fire can fit into any room easily, and match any style. It's perfect for medium to large areas and has a large flat glass door that opens past 90° to make refuelling easier.

- Heats medium to large sized areas
- Superior heat from a fully finned cast iron firebox and triple air combustion system
- 2-speed fan for faster heat circulation
- Fitted with masonry brick and steel baffle
- Smooth release door latch with adjustable door hinge

FINISH: Black enamel with black trim

FIREBOX: Cast Iron

EST. PEAK OUTPUT: 19kW

HEAT AREA: 190m²

EMISSIONS: 0.8g/kg

EFFICIENCY: 66%

CIRCULATION: 2-speed convection fan

DIMENSIONS (WxDxH): 662 x 505 x 755mm

One of the cleanest burning wood fires in Australia!



F7000

The F7000, the largest of the F series, offers an ultra stylish alternative look for the modern day home. With its huge heating capacity, it's perfect for warming large areas and its panoramic glass door allows for optimum view of your log fire.

- Heats large sized areas
- Superior heat from a fully finned cast iron firebox and triple air combustion system
- 2-speed fan for faster heat circulation
- Fitted with masonry brick and steel baffle
- Smooth release door latch with adjustable door hinge

FINISH: Black enamel with black trim

FIREBOX: Cast Iron

EST. PEAK OUTPUT: 24kW

HEAT AREA: 240m²

EMISSIONS: 1.1g/kg

EFFICIENCY: 58%

CIRCULATION: 2-speed convection fan

DIMENSIONS (WxDxH): 685 x 583 x 835mm



F3300C



Enjoy the unparalleled ambience of a great wood burner that's built to last.

- Heats small to medium areas
- Superior heat from a fully finned 6mm cast iron firebox and triple air combustion system
- 2-speed fan for faster heat circulation
- Fitted with masonry bricks and steel fire baffle
- Smooth release door latch with adjustable door hinge

FINISH: Matt black enamel

FIREBOX: Cast Iron

LOUVRE/GRILL: Titanium and black

EST. PEAK OUTPUT: 19kW

HEAT AREA: 190m²

EMISSIONS: 1.2g/kg

EFFICIENCY: 62%

CIRCULATION: 2-speed convection fan

DIMENSIONS (WxDxH): 662 x 566 x 755mm

F12000



With its large capacity and powerful output, the F12000 is a stylish choice for large rooms and open plan spaces. The panoramic bay window design offers you an expansive view of the fire from all corners of the room.

- Heats very large areas with extended burn time
- Magnificent heat and superior burn with a fully finned 6mm cast iron firebox and triple air combustion system
- 175mm flue to ensure complete burn
- 2-speed fan for faster heat circulation
- Internal ash shelf
- Smooth release door latch with adjustable door hinge
- Fitted with masonry bricks and steel fire baffle
- Removable top plate for cooking (note: decorative mesh needs to be replaced by a shield for this feature)

FINISH: Matt black enamel

FIREBOX: Cast Iron

LOUVRE/GRILL: Silver

EST. PEAK OUTPUT: 28kW

HEAT AREA: 280m²

EMISSIONS: 2g/kg

EFFICIENCY: 59%

CIRCULATION: 2-speed convection fan

DIMENSIONS (WxDxH): 760 x 620 x 800mm

LE 5000



The LE5000 Provincial is perfect for transforming your existing masonry fireplace into a dramatic modern feature. Available with an optional zero clearance kit, these fires can be quickly and safely installed into any wall.

- Heats medium sized areas
- Superior heat from a fully finned 6mm cast iron firebox and triple air combustion system
- Efficiently heats up to 160m²
- 2-speed convection fan for faster heat circulation
- Suitable for masonry recess installations and ZC applications

FINISH: Metallic black paint

FIREBOX: Cast Iron

LOUVRE/GRILL: Black VHT

EST. PEAK OUTPUT: 16kW

HEAT AREA: 160m²

EMISSIONS: 2.8g/kg

EFFICIENCY: 56%

CIRCULATION: 2-speed convection fan

CAVITY DIMENSIONS (WxDxH): 590 x 420 x 565mm (Insert) 715 x 525 x 660mm (ZC)

LE 7000



The LE 7000 Provincial incorporates Zero Clearance technology so you can enjoy irresistible flames in virtually any space. This fire can be built into any wall.

- Heats medium to large sized areas
- Superior heat from a fully finned 6mm cast iron firebox and triple air combustion system
- Efficiently heats up to 210m²
- Standard 2-speed convection fan for faster heat circulation
- Suitable for masonry recess installations and ZC applications.

FINISH: Metallic black paint

FIREBOX: Cast Iron

LOUVRE/GRILL: Black VHT

EST. PEAK OUTPUT: 21kW

HEAT AREA: 210m²

EMISSIONS: 1.7g/kg

EFFICIENCY: 56%

CIRCULATION: 2-speed convection fan

CAVITY DIMENSIONS (WxDxH): 630 x 485 x 595mm (Insert) 760 x 555 x 710mm (ZC)

I5000



Sleek contemporary looks that define extraordinary fires from the ordinary.

- Efficiently heats areas up to 160m²
- Superior heat from a fully finned 6mm cast iron firebox and triple air combustion system
- 2-speed convection fan for faster heat circulation
- Fitted with masonry bricks and steel baffle for durability
- Suitable for masonry recess installations and ZC applications.

FINISH: Metallic black paint with black trim

FIREBOX: Cast Iron

LOUVRE/GRILL: Black

EST. PEAK OUTPUT: 16kW

HEAT AREA: 160m²

EMISSIONS: 1.5g/kg

EFFICIENCY: 56%

CIRCULATION: 2-speed convection fan

DIMENSIONS (WxDxH): 600 x 470 x 590mm (Insert) 714 x 527 x 696mm (ZC)

I9000



Big, bold and striking, the I9000 adds great visual impact and plenty of heat for large, spacious areas.

- Efficiently heats areas up to 240m²
- Superior heat from a fully finned 6mm cast iron firebox and triple air combustion system
- Suitable for masonry recess installations and ZC applications.
- Fitted with masonry bricks and steel baffle for durability
- Standard 2-speed convection fan for faster heat circulation

FINISH: Metallic black paint with black trim

FIREBOX: Cast Iron

LOUVRE/GRILL: Black

EST. PEAK OUTPUT: 24kW

HEAT AREA: 240m²

EMISSIONS: 1.2g/kg

EFFICIENCY: 55%

CIRCULATION: 2-speed convection fan

DIMENSIONS (WxDxH): 760 x 565 x 695mm (Insert) 852 x 612 x 786mm (ZC)



I2000

Sleek contemporary looks that define extraordinary fires from the ordinary.

- Efficiently heats areas up to 160m²
- 6mm steel firebox for durability
- 2-speed convection fan for faster heat circulation
- Fitted with masonry bricks and steel baffle for durability

FINISH: Metallic black paint with black trim

FIREBOX: Steel

EST. PEAK OUTPUT: 12kW

HEAT AREA: 120m²

EMISSIONS: 1.25g/kg

EFFICIENCY: 55%

CIRCULATION: 2-speed convection fan

DIMENSIONS (WxDxH): 595 x 470 x 590mm (Insert)

Inbuilt Zero Clearance (ZC)

Have you ever wanted to have an attractive insert fireplace but been put off by the need for an expensive remodelling of your house?

Now, thanks to Masport Heating, almost any wall can be quickly and safely converted to accommodate an insert fireplace with the Masport Zero Clearance (ZC) range of fires - LE5000, LE7000, I5000 and I9000.

This range enables you to have an insert fireplace installed into almost any wall, while protecting floors and walls constructed from combustible materials.



Superior Clean Burning Fires

There are two main categories of clean burning fires: Convection fires and Radiant fires. A convection fire has a casing around the firebox which allows the air to flow. As the air passes the firebox, it is heated. This action is known as convection.

Convection fires provide a more even heat to the room. The air is warmed from the ceiling down. It operates in a cycle where it heats the air surrounding the ceiling area first and then pushing the warm air down. The convection fire is more suitable for a room or house with a standard ceiling height and where more even heat distribution is desired.

Radiant fires heat quickly and if you sit close to them you can get warm even if the whole room has not had time to warm up. A radiant fire transfers about two thirds of its heat by radiation and one third by convection. A radiant fire is more suitable for rooms with high ceilings.





WESTCOTT 1000

The Westcott 1000 is a compact cast-iron wood radiant fire which will heat small areas. Top and rear flue options make for versatile installation.

- Heats small sized areas
- Cast-iron construction, with cooktop, grate and ashpan
- Airway system to maintain clear door glass
- Suitable for top or rear 5 inch flue
- Burns more efficiently than an open fire - low emissions, less pollution
- Made in China

FINISH: Black

FIREBOX: Cast-Iron

HEAT AREA: 50m²

EMISSIONS: 2.3g/kg

EFFICIENCY: 66%

DIMENSIONS (WxDxH): 416 x 336 x 540mm



WESTCOTT 2000

The solid construction of the Westcott 2000 will keep small to medium areas of your home cosy this Winter.

- Heats small to medium sized areas
- Cast-iron construction, with cooktop, grate and ashpan
- Airwash system to maintain clear door glass
- Suitable for top or rear 6 inch flue
- Burns more efficiently than an open fire - low emissions, low pollution
- Made in China

FINISH: Black

FIREBOX: Cast-Iron

HEAT AREA: 80m²

EMISSIONS: 1.9g/kg

EFFICIENCY: 55%

DIMENSIONS (WxDxH): 544 x 309 x 554mm



WESTCOTT 3000

With dual side opening doors and brushed steel handles, this radiant wood fire will make a statement in any room.

- Comfortably heats small to medium sized areas
- Cast-iron construction with cooktop, grate and ashpan
- Airwash system to maintain clear door glass
- Suitable for top or rear 6 inch flue
- Burns more efficiently than an open fire - low emissions, less pollution
- Made in China

FINISH: Black

FIREBOX: Cast-Iron

HEAT AREA: 150m²

EMISSIONS: 1.5g/kg

EFFICIENCY: 65%

DIMENSIONS (WxDxH): 652 x 356 x 640mm



KLONDIKE

The classic, North American styling of the Klondike makes it an attractive eye catcher and will give you a cosy, secure glow to any room.

- Heats medium to large sized areas
- Estimated 10kW heat output
- Radiant circulation
- Efficient cooktop for cooking or boiling water
- Great outdoor fire
- Finished in rugged black cast iron
- Ashpan for convenient cleaning
- Made in China

FINISH: Black

FIREBOX: Cast-Iron

EST. PEAK OUTPUT: 10kW

HEAT AREA: 100m²

DIMENSIONS (WxDxH): 380 x 460 x 650mm



PITTSBURGH

Enjoy the traditional feel that comes with the Pittsburgh stove. This stove is perfect for medium to large sized areas and will add an elegant feel to your room.

- Heats medium to large sized areas
- Estimated 15kW heat output
- Radiant circulation
- Efficient cooktop for cooking or boiling water
- Great outdoor fire
- Finished in rugged black cast iron
- Ashpan for convenient cleaning
- Made in China

FINISH: Black

FIREBOX: Cast-Iron

EST. PEAK OUTPUT: 15kW

HEAT AREA: 150m²

DIMENSIONS (WxDxH): 510 x 580 x 850mm



HESTIA

Clean and efficient heat using convection technology.

- Heats small to medium sized areas
- Efficiently heats areas up to 190m²
- 6mm steel firebox for durability
- Lined with masonry fire bricks and a steel baffle for efficient burning
- 2-speed fan for faster heat circulation
- Wide door glass gives an unparalleled view of the fire

FINISH: Matt black enamel

FIREBOX: Steel

LOUVRE/GRILL: Silver

EST. PEAK OUTPUT: 19kW

HEAT AREA: 190m²

EMISSIONS: 1.2g/kg

EFFICIENCY: 52%

CIRCULATION: 2-speed convection fan

DIMENSIONS (WxDxH): 640 x 523 x 706mm



ATLANTA

Efficient and practical solution to warm up large spacious areas.

- Heats medium to large sized areas
- Efficiently heats areas up to 230m²
- 6mm steel firebox for durability
- Removable top grill for cooking
- Lined with masonry fire bricks and a steel baffle for efficient burning
- 2-speed fan for faster heat circulation

FINISH: Matt black enamel

FIREBOX: Steel

LOUVRE/GRILL: Silver

EST. PEAK OUTPUT: 23kW

HEAT AREA: 230m²

EMISSIONS: 1.7g/kg

EFFICIENCY: 59%

CIRCULATION: 2-speed convection fan

DIMENSIONS (WxDxH): 640 x 595 x 754mm

R1500



The R1500 is a radiant and convection heater. Optional fan for convection heating makes this a truly versatile wood fire.

- Heats small to medium sized areas
- Flat radiant top allows for cooking
- Optional 2-speed fan for convection heating
- Lined with masonry fire bricks and a steel baffle for efficient burning
- 6mm top plate and baffle for durability

FINISH: Metallic black paint

FIREBOX: Steel

EST. PEAK OUTPUT: 15kW

HEAT AREA: 150m²

EMISSIONS: 2.2g/kg

EFFICIENCY: 67%

DIMENSIONS (WxDxH): 600 x 500 x 658mm

R1600



The R1600 is a radiant and convection heater. The built-in ash pan ensures that disposal of ash is easy and convenient.

- Heats small to medium sized areas
- Flat radiant top allows for cooking
- Optional 2-speed fan for convection heating
- Lined with masonry fire bricks and a steel baffle for efficient burning
- 6mm top plate and baffle for durability
- Built-in ash pan to collect ash and make disposal easier

FINISH: Metallic black paint

FIREBOX: Steel

EST. PEAK OUTPUT: 15kW

HEAT AREA: 150m²

EMISSIONS: 2.2g/kg

EFFICIENCY: 67%

DIMENSIONS (WxDxH): 600 x 500 x 658mm



R5000 Pedestal

The new R5000 with pedestal will heat small to medium sized areas. Built-in ash pan ensures that disposal of ash is easy and convenient.

- Efficiently heats small to medium sized areas
- Large 8mm radiant cook top
- Optional 2-speed fan for convection heating
- 6mm steel firebox for durability
- Lined with masonry fire bricks and a steel baffle for efficient burning
- Built-in ash pan to collect ash and make disposal easier

FINISH: Metallic black paint

FIREBOX: Steel

EST. PEAK OUTPUT: 19kW

HEAT AREA: 190m²

EMISSIONS: 1.6g/kg

EFFICIENCY: 59%

DIMENSIONS (WxDxH): 700 x 576 x 720mm



R5000 Legs

With clean lines and stylish legs, the new R5000 will be a feature of any room around the home.

- Efficiently heats small to medium sized areas
- Large 8mm radiant cook top
- Optional 2-speed fan for convection heating
- 6mm steel firebox for durability
- Lined with masonry fire bricks and a steel baffle for efficient burning
- Supported by legs, for a contemporary new aesthetic

FINISH: Metallic black paint

FIREBOX: Steel

EST. PEAK OUTPUT: 19kW

HEAT AREA: 190m²

EMISSIONS: 1.6g/kg

EFFICIENCY: 59%

DIMENSIONS (WxDxH): 700 x 576 x 720mm



R12000

Supreme output and efficiency, for abundantly heating open plan spaces.

- Efficiently heats medium to large sized areas
- Large 8mm radiant cook top
- Optional 2-speed fan for convection heating
- 6mm steel firebox for durability
- Lined with masonry fire bricks and a steel baffle for efficient burning
- Built-in ash pan to collect ash and make disposal easier

FINISH: Metallic black paint

FIREBOX: Steel

EST. PEAK OUTPUT: 30kW

HEAT AREA: 300m²

EMISSIONS: 0.8g/kg

EFFICIENCY: 63.8%

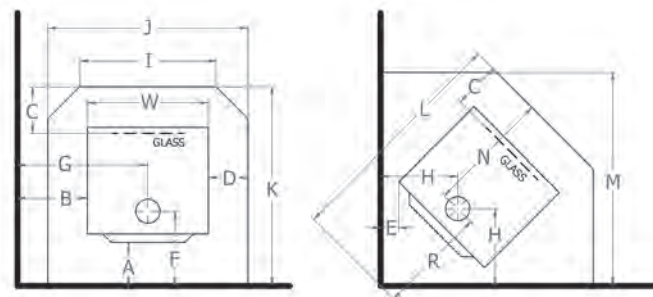
DIMENSIONS (WxDxH): 790 x 715 x 799mm

Technical Specifications

Freestanding Cast-Iron - Clearance Required To Combustable Materials

Minimum distance to heat sensitive materials (mm) when a flue deflector is fitted, and floor protector sizes as per standard AS/NZS 2918:2001.

Please refer to flue shield definition on opposing page.



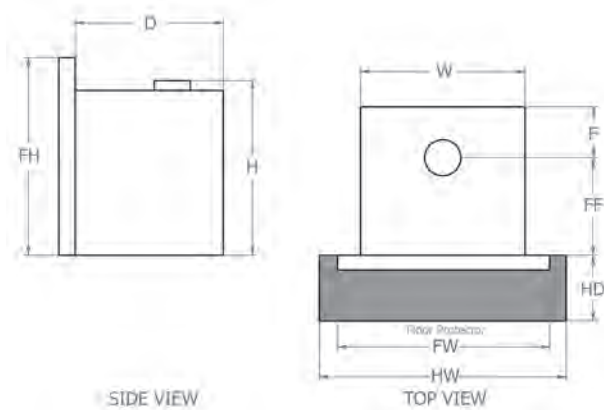
FREESTANDING CAST-IRON FIRES																	
MODEL	FLUE SHIELD	A	B	C	D	E	F	G	H	I	J	K	L	M	N	R	W
F2000	FUF	180	300	300	146	50	369	590	360	572	872	935	1076	963	566	510	580
F3000	FUF	180	250	300	136	60	398	581	400	633	933	965	1133	1025	567	566	662
F7000	FUF	225	400	300	139	125	445	743	442	663	963	1089	1269	1132	644	625	685
F3300C	FUF	100	300	300	136	100	318	631	440	633	933	892	1196	1069	574	622	662
F12000	FUF	250	300	300	103	200	445	680	607	665	965	1160	1573	1347	715	858	760
WESTCOTT 1000	FSS	225	350	300	138	210	335	555	433	385	685	840	1117	926	505	612	416
WESTCOTT 2000	FUL	250	200	300	100	150	370	470	426	440	740	840	1072	913	470	602	544
WESTCOTT 3000	FUL	350	450	300	143	200	458	770	503	625	925	988	1241	1098	530	711	652
KLONDIKE			900			900	860				1220	1220					380
PITTSBURGH			900			900	910				1220	1220					510

In-Built Cast Iron - Clearance Required To Combustable Materials

Minimum distance to heat sensitive materials (mm) and floor protector sizes as per standard AS/NZS 2918:2001

NOTE: INSULATED FLOOR PROTECTORS

For detailed design and specifications of insulated floor protector required for below models, please refer to the installation manual.



INBUILT CAST-IRON FIRES										
MODEL	Type	D	H	W	F	FH	FW	FF	HW *	HD *
LE5000	INSERT	420	565	590	140	680	965	280	935	351
LE5000 ZC	INBUILT	525	660	715	245	750	965	280	935	351
LE7000	INSERT	485	595	630	170	715	1010	315	935	330
LE7000 ZC	INBUILT	555	710	760	240	765	1010	315	935	330
I2000	INSERT	470	590	595	95	700	848	368	900	432
I5000	INSERT	470	590	600	162	692	820	308	875	321
I5000 ZC	INBUILT	527	696	714	219	740	820	308	875	440
I9000	INSERT	565	695	760	217	741	1024	348	1025	525
I9000 ZC	INBUILT	612	786	852	264	847	1024	348	1025	525

Freestanding Steel - Clearance Required To Combustable Materials

Minimum distance to heat sensitive materials (mm) when a flue deflector is fitted, and floor protector sizes as per standard AS/NZS 2918:2001. Refer to diagram on the left - top of page 20.

FREESTANDING STEEL FIRES																	
MODEL	FLUE SHIELD	A	B	C*	D	E	F	G	H	I	J	K	L	M	N	R	W
Atlanta	FUF	200	250	300	130	80	334	570	401	600	900	1102	1335	1156	768	567	640
Atlanta	FUL	150	300	300	130	100	284	620	421	600	900	1052	1363	1176	768	595	640
Hestia	FUF	260	240	300	130	100	423	560	441	600	900	1030	1231	1083	607	624	640
Hestia	FUL	150	280	300	130	100	313	600	441	600	900	920	1231	1083	607	624	640
R1500	FUF	150	245	300	111	115	377	545	442	522	822	925	1172	1013	548	624	600
R1600	FUF	150	245	300	111	115	377	545	442	522	822	925	1172	1013	548	624	600
R5000 pedestal / legs	FUF	185	280	300	100	150	384	630	506	600	900	1028	1360	1174	644	716	700
R5000 pedestal / legs	FUL*	120	280	300	100	120	320	630	476	600	900	964	1318	1144	644	674	700
R12000	FDR	240	500	390	86	242	441	631	631	663	963	1160	1612	1374	720	892	790

- FLUE SHIELDS:
- FSS Flomet Super Single 5"
 - FUF Flomet Universal Flue system with full length decorative heat shield.
 - FUL Flomet Universal Flue system with Masport double flue shield. (A top diverter plate is supplied with the R5000 wood fire and must be installed when using the FUL flue system. For detailed specifications please refer to installation manual.)
 - FDR Flomet Dropbox with 850mm Single Skin Reflective Shield

All Masport wood fires have been tested to AS/NZS2918:2001 using a Flo-Met Universal Flue Kit comprising a drop box and a decorative shield which is 50% solid and 50% decromesh. Use of the Masport double flue shield (part number MFIAC093) requires the removal of this decorative shield.

Estimated Peak Heat Output

Heat output and burn time will vary depending on fuel size, type and moisture content.

Freestanding Cast-Iron Fires

Est. peak output (kW)	Convection Freestanding					Radiant Freestanding				
	F2000	F3000	F3300C	F7000	F12000	Westcott 1000	Westcott 2000	Westcott 3000	Klondike	Pittsburgh
	17	19	19	24	28	5	8	12	10	15

Inbuilt Fires

Est. peak output (kW)	Convection Insert/Inbuilt				
	LE5000	LE7000	I2000	I5000	I9000
	16	21	12	16	24

Freestanding Steel Fires

Est. peak output (kW)	Convection Freestanding		Radiant Freestanding			
	Hestia	Atlanta	R1500	R1600	R5000	R12000
	19	23	15	15	19	30

NB: It is important to note that this dimension page is a guide only. Please refer to the installation manual supplied for accurate manufacturer recommendations. All details are available on www.masportheating.com.au

Note: Clearances are for fire hazard only. For durability of finishes or surfaces you should contact the relevant manufacturer for their specification. Glen Dimplex Australia Pty Ltd accepts no responsibility for the deterioration of surfaces or finishes.

For full warranty details refer to your owner's manual. All heaters must be installed and serviced by an authorised installer. Due to ongoing enhancements, specifications may change without notice. Illustrations are intended as a guide only.

Consult your dealer for flues available in your area.



Masport Heating Tips

To get the best out of your Masport Wood Fire, we endorse the following tips:

1. Plan ahead - stock up on wood 6-12 months before intended use
2. Gather dense hardwood
3. Select wood which is already partially dry
4. Choose sound, solid wood - avoid rot and excess bark
5. Split larger logs to assist drying and burning
6. Never use seaborne driftwood or chemically treated timber
7. Stack fuel loosely in a dry place so air can pass freely through the pile
8. Cover the top and two sides of the stack
9. Use fuel in order - the oldest and driest first
10. Have your appliance professionally checked and serviced before the Winter begins

ABOUT WOOD FIRES

In days gone by man relied on solid wood fuel to provide the basics of life - for cooking, heating and hot water. Yet it was dirty, inefficient and hazardous. How things have changed!

In recent times scientists and technicians have been dedicated to improving the efficiency and performance of solid wood fuel and to produce appliances which meet environmental standards, and are stylish and operate with efficiency never before imagined.

Today's appliances use less fuel, burn cleaner, are easier to clean, and can provide whole house heating even in the coldest winter without fuss or mess. They can even provide back-up hot water solutions.

ENVIRONMENTALLY FRIENDLY WOOD FIRES

Product researchers and developers have been working hard on addressing environmental issues for over a decade. Today's combustion systems meet even the most stringent world standards.

Simply put, burning wood is a sound environmental choice because unlike other fuels burning wood generates no more carbon dioxide than if it were left on the forest floor to rot. What's more, good forest management and regular replanting would ensure that our atmosphere is continually washed of carbon dioxide, while pruning and factory off cuts could provide an ample fuel supply for the entire country. With wood you know you are playing your part in protecting the planet.

F SERIES WOOD FIRES

The new F series fires are amongstst the cleanest wood fires in Australia. In many cases, emissions are well below national requirements and in today's environmentally conscious society, what more could you want...?

MORE ABOUT WOOD

- Avoid using salt borne drift wood, pine and chemically treated timbers at all costs.
- Hard woods like red gum burn more slowly and require less refuelling.
- Stock up well before winter starts.
- Use dry hard wood only as it makes the fire burn hotter and longer.
- A good way to tell if wood is ready to burn is to look for signs of radial cracking at the end of a log.



Guaranteed For 10 Years

As a sign of our commitment to quality all new Masport fire boxes are guaranteed for 10 years. We warranty our fire boxes to be free from defects in material or workmanship under normal use and service. The Warranty (on the firebox excluding attachments) is for 10 years from the date of purchase.*

* 1 Year warranty on all internal fire parts

Installation

When installed in the correct manner as shown, your Masport Fire will provide a cleaner, more energy efficient warmth. Masport Heating recommends that all installation work be carried out by an authorized installer.

Your nearest masport dealer:



Glen Dimplex Australia Pty Ltd
Unit 1, 21 Lionel Road, Mount Waverley VIC 3149, Australia.
Ph: 1300 554 155 Fax: 1800 058 900
www.masportheating.com.au

Glen Dimplex Australia Pty Ltd's policy is one of continuous development. We reserve the right to change size and specifications without notice. For confirmation of Masport Heating product details please refer to www.masportheating.com.au. Please refer to the installation and operation instructions before having your Masport Wood Fire installed. A full set of these instructions is supplied with each fire.