

HEATING WITH A DIFFERENCE



Shamie Sheetmetal.  
Celebrating 30 years  
of manufacturing  
in Australia

## HEATING WITH A DIFFERENCE

When you want a woodheater with a difference then Heatcharm Woodheaters are the ones to choose.

With woodheaters that display the most amazing views, like the Port Phillip with its large and stylish self-cleaning bay view window to the Victorian which combines the latest innovations in slow combustion heating with an elegant timeless design, Heatcharm woodheaters are the automatic choice if you are looking for a new woodheater with a difference.

The Heatcharm range of woodheaters can provide you with efficient woodheating for areas up to 30 squares, superior heat transfer and compliance with all EPA emission standards. They are available in a range of stylish colours (including reds and greens as well as the traditional black and brown), in freestanding and inbuilt heaters.

Heatcharm woodheaters are beautifully engineered and will set your senses soaring. Choose the woodheater with a difference.



### COVER PHOTO

The freestanding Port Phillip C-600, illustrated with optional gold door, is a charming combination of style and function. Optional gold trims (not illustrated) are also available.





### THE VICTORIAN

When you combine the latest technology in slow combustion heating with the elegance of a design that is timeless – you have the Victorian. The efficient design and 3 speed fan will provide clean, safe and warmth for up to 30 squares. Illustrated above: 1-800, cast iron surround and Victorian mantle.

# HEATING WITH A DIFFERENCE

## MODEL C-500 FREESTANDING WOODHEATER



This stylish freestanding woodheater will enhance the look of any home with its large, self-cleaning window and colour co-ordinating panels. The C500 will comfortably and economically heat up to 20 squares of open plan living. The large 3 speed fan and cast iron liners provide superior heat transfer. Optional pedestal available. Illustrated with new stainless steel panels.

### DIMENSIONS

Overall: Height 715mm, Width 725mm, Depth 530mm

### MINIMUM CLEARANCE TO COMBUSTIBLE MATERIALS

Standard installation – 100mm from rear wall  
300mm to nearest side wall  
Corner installation – 75mm to nearest wall  
Hearth – 400mm to front

## MODEL C-600 FREESTANDING WOODHEATER

Illustrated here with optional pedestal, the C-600 offers greater burning capacity and an excellent viewing area, while gracing the home with its stunning appearance. The C-600 will comfortably and economically heat up to 30 squares of open plan living. Features our large 3 speed fan and cast iron liners for superior heat transfer.

### DIMENSIONS

Overall: Height 775mm, Width 850mm, Depth 565mm.

### MINIMUM CLEARANCE TO COMBUSTIBLE MATERIALS

Standard installation – 125mm from rear wall  
300mm to nearest side wall  
Corner installation – 100mm to nearest wall  
Hearth – 500mm to front



- Standard cast iron liners and ceramic bricks on base.
- Hearths sold separately for all heaters.



## PORT PHILLIP THE MOST AMAZING BAY VIEW

### FREESTANDING PORT PHILLIP WOODHEATER - BLACK GLOSS DOOR



The efficient Port Phillip heater displays amazing views and is enhanced by a large self-cleaning bay window. The innovative design of the fire box with cast iron liners and our large 3 speed fan provides superior heat transfer from both sides of the heater. Heats up to 30 squares of living area. C-600 illustrated here with standard black gloss door.

#### DIMENSIONS

C-600: Height 775mm, Width 850mm, Depth 610mm.  
Hearth: 450mm to front.

#### MINIMUM CLEARANCE TO COMBUSTIBLE MATERIALS

Standard installation:

C-600: 175mm from rear wall, 350mm to nearest side wall,  
100mm to corner

### FREESTANDING PORT PHILLIP WOODHEATER - OPTIONAL GOLD DOOR

Illustrated here with optional gold door the C-600 Port Phillip is a sophisticated wood heater. The glittering gold door adds a romantic flavour to the amazing views provided by the large self-cleaning bay window. With cast iron liners and the large 3 speed fan, this quality heater provides superior heat transfer. Heats up to 30 squares of open plan living.

#### DIMENSIONS

C-600: Height 775mm, Width 850mm, Depth 610mm.  
Hearth: 450mm to front.

#### MINIMUM CLEARANCE TO COMBUSTIBLE MATERIALS

Standard installation:

C-600 PP: 175mm from rear wall, 350mm to nearest side wall,  
100mm to corner



# HEATING WITH A DIFFERENCE

## INBUILT PORT PHILLIP WOODHEATER



The Port Phillip woodheater is also available in an inbuilt model offering an amazing view of the fire and enjoying a large, self-cleaning bay window. The innovative design of the fire box, with cast iron liners, and large 3 speed fan provides superior heat transfer, from both sides of the heater. Heats up to 30 squares of living area. Available in 8 colour options including stainless steel.

### OVERALL DIMENSIONS

I-600: Height 715mm, Width 1110mm, Depth 605mm.

### FIREBOX DIMENSIONS

I-600: Height 595mm, Width 695mm, Depth 450mm,  
Depth to Flue 210mm.  
Hearth: 450mm to front

## SERIES 5: I-500 & I-600 INBUILT WOODHEATERS

These stylish heaters will heat up to 28 squares, plus enhance the appearance of any fireplace with their large, self-cleaning windows and colour co-ordinating panels. With cast iron liners and a 3 speed fan, it will keep your home warm and cosy. Available in 8 colour options including stainless steel.

### OVERALL DIMENSIONS

I-500: Height 735mm, Width 980mm, Depth 530mm.  
I-600: Height 740mm, Width 1100mm, Depth 570mm.

### FIREBOX DIMENSIONS

I-500: Height 595mm, Width 565mm, Depth 430mm,  
Depth to Flue 185mm.  
I-600: Height 595mm, Width 695mm, Depth 470mm,  
Depth to Flue 225mm.  
Hearth: 400mm to front



- Optional gold doors available in C-500, C-600, I-500 and I-600 models.
- Removable side panels are available in black, burgundy, anvil, brunswick green, leather brown or rust red to enhance your decor.
- Stainless steel option available including chrome door.

# HEATCHARM SERIES 6

## SERIES 6: 1500 INBUILT WOODHEATER



This stylish heater will heat up to 20 squares plus enhance the appearance of any fireplace. It has a large self cleaning window and ultra modern coloured fascia. This heater features cast iron liners, a cast iron baffle and a powerful 3 speed fan which will keep your home warm and cosy for many years to come. It is available in 8 colour options including stainless steel.

### OVERALL DIMENSIONS

Height 710mm, Width 955mm, Depth 495mm.

### FIREBOX DIMENSIONS

Height 595mm, Width 565mm, Depth 430mm,  
Hearth: 400mm to front  
Fascia Depth: 65mm

## SERIES 6: 1600 INBUILT WOODHEATER

This stylish heater will heat up to 28 squares plus enhance the appearance of any fireplace with their large, self cleaning window and ultra modern coloured fascia. With cast iron liners and 3 speed fan it will keep your home warm and cosy. Available in 8 colour options including stainless steel.

### OVERALL DIMENSIONS

Height 710mm, Width 1080mm, Depth 535mm.

### FIREBOX DIMENSIONS

Height 595mm, Width 695mm, Depth 470mm,  
Hearth: 400mm to front  
Fascia Depth: 65mm



## COLOUR WITH A DIFFERENCE

Because every home is different, Heatcharm have developed a magnificent range of colours that you can purchase your Heatcharm heater in. Choose the colour that best enhances your decor.



BLACK - MATT OR GLOSS



CHARCOAL - MATT



BURGUNDY - GLOSS



ANVIL - GLOSS



BRUNSWICK GREEN - GLOSS



BROWN - GLOSS



RUST RED - GLOSS




STAINLESS STEEL

ANY DULUX COLOUR AVAILABLE ON REQUEST. ASK YOUR LOCAL DEALER FOR DETAILS.

Please note: Due to the nature of the printing process, colors may vary from those shown in this brochure. Ask your dealer to show you a color sample.

# NO FIREPLACE NECESSARY

With Heatcharm Zero Clearance Z Box, you can install a Heatcharm wood heater without the need of a conventional brick fireplace and chimney. The Z Box allows you to install inbuilt wood heater directly onto a floor using the floor plate/hearth which can be supplied with your Z Box heater. Detailed installation instructions, with clearances to combustible materials, are available from your Heatcharm dealer.



Timber framework partially cld with 12mm Villa Board



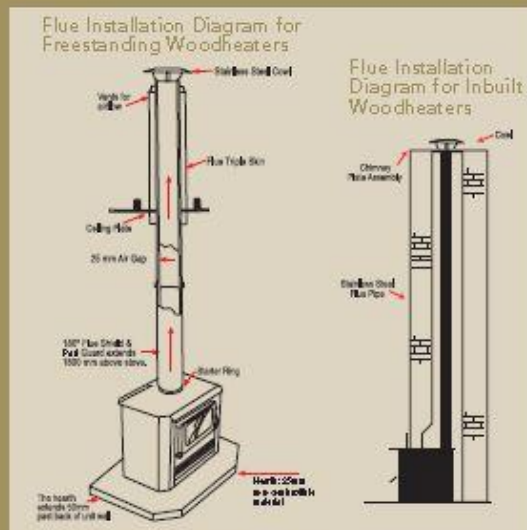
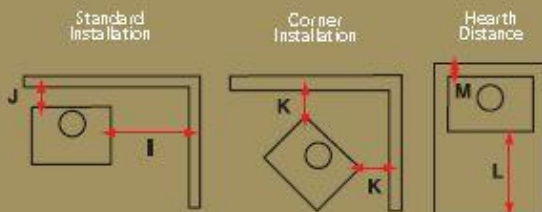
Zero Clearance Box positioned in framework mounted on 12mm Villa Board cut out size.  
(Box size: 905w x 720h)  
(Cut out size: 905w x 755h)



Completed installation

## CLEARANCE TO COMBUSTIBLE MATERIALS - FREESTANDING MODEL

Model	I	J	K	L	M
Port Phillip 600	350	175	100	450	100
C-600	300	125	100	500	100
C-500	300	100	75	400	100



## HEATING AREAS

Important: Heating areas provided are based on open plan living areas and 2.4 metre ceiling height.  
Note: Lack of insulation, large window areas and cathedral ceilings reduce heating efficiency.

## ENVIRONMENTAL & EFFICIENCY STANDARDS

Heatcharm heaters comply with Australian Standards AS/NZ4012:1999 & AS/NZ4013:1999, Power, Performance and Emissions.

## WARRANTY

There is a 10 year warranty on the firebox and a 12 month warranty on all other components.  
Glass excluded.

Based on our current state of knowledge, all of the information contained in this brochure was correct at the time of printing, August 2009. However, the manufacturer reserves the right to make changes to design and specification without notice. You can confirm current designs, specifications, optional extras and model labels by e-mail from your nearest authorised Heatcharm dealer.



430 Johnston Street, Abbotsford, Vic. 3066  
Specialising in French Fireplaces and servicing all of Melbourne  
Visit their showroom to view their great range.



(03) 9417 3315 [www.heatingmelbourne.com.au](http://www.heatingmelbourne.com.au)