



BE INSPIRED WITH ECOSMART FIRE

ecosmart⁺
Fire


www.ecosmartfire.com



1/



2/



3/

THE FUTURE OF FIRE, TODAY

CLEAN LINES, CLEAN FUEL, CLEVER TECHNOLOGY. ECOSMART FIRE IS MUCH MORE THAN A FLICKER OF AN INGENIOUS IDEA. IT'S A COMPELLING REALITY.

EcoSmart Fire's complete collection of versatile and award-winning bioethanol fireplace solutions opens up a whole new world of fire design – whatever and wherever the setting.

From hand crafted freestanding pieces of fire furniture, to grates for traditional fireplace conversions, through to firebox inserts for built-in custom designs and burner kits for bespoke settings, EcoSmart Fire epitomises the future of fire, today.



4/



5/



6/



7/



8/

- 1/ 1200SS
- 2/ Mini T
- 3/ 650SS
- 4/ BK5 x3
- 5/ Vision
- 6/ XL700
- 7/ Stix
- 8/ AB8

ECOSMART FIRE AND YOU

YOU CARE FOR THE ENVIRONMENT

You want a beautiful yet powerful flame. A flame derived from a renewable fuel that's safe and clean burning. The EcoSmart Fire ranges are powered by readily available bioethanol. Safe, clean, no smoke and no harmful emissions.



We're focused on safety. For your peace of mind, EcoSmart Fire is the most independently tested brand available today. Our fires are built on solid foundations with a unique operational system supported by accessories that come as standard.

YOU EXPECT SAFETY



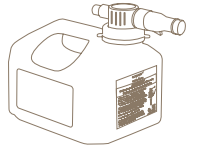
Manual



Lighter



Lighting Rod



Jerry Can

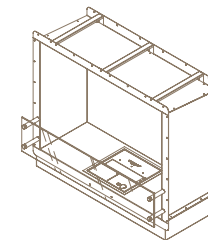
YOU SEEK DESIGN FLEXIBILITY

Because bioethanol is clean burning, EcoSmart Fire models do not need a chimney or a flue, or a utility connection – offering the ultimate in fire design simplicity and flexibility.



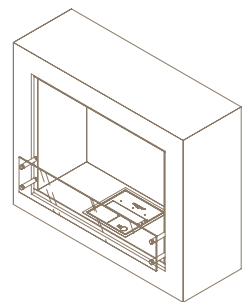
INSTALL A BURNER

OUR BURNERS ARE COMPLETELY SELF CONTAINED SO YOU HAVE ULTIMATE DESIGN FLEXIBILITY



INSERT A FIREBOX

ALL THE CLEARANCES ARE BUILT INTO THESE MODELS SO ALL THE HARD WORK HAS BEEN DONE FOR YOU



SELECT AND FURNISH

FREESTANDING AND PORTABLE PIECES OF FURNITURE, SIMPLY PUT IN POSITION AND LIGHT IN AN INSTANT



BURNER RANGE

YOU ARE NOT LIMITED BY BOUNDARIES

From fabulous foundations, you enjoy freedom to build beyond the boundaries. From high-end bars and chic restaurants, to stunning residential locations and contemporary high-rise offices, the versatile EcoSmart Fire Burner Kit Range takes designs to new destinations.

Crafted from high quality, 304 grade stainless steel, EcoSmart Fire Burners are built to last a lifetime and are designed with intelligence. Available in a multitude of shapes and sizes, burning from six to 20 hours without the need to re-fuel, efficiency is paramount, warmth is all encompassing.

When quality, design, reliability and safety count, you join world-renowned architects and designers in choosing EcoSmart Fire Burners.



BURNER RANGE

BIOETHANOL BURNERS



BK SERIES



XL SERIES



AB SERIES



XS SERIES

GRATE RANGE


YOU TRANSFORM GOOD INTO GREAT

You respect tradition but adapt classics to add value. You transform the ordinary into the extraordinary. You shift functional to fabulous. The durable, sturdy EcoSmart Fire Grate Range complements conventional hearths and custom spaces.



GRATE RANGE


GRATE INSERTS



Scope 700



Scope 340



Scope 500



Curved



Grooved



Modern



Traditional



OUTDOOR RANGE

YOU THINK OUTSIDE THE BOX

You embrace fresh ideas. Fresh thinking. You optimise outdoor spaces for comfort, style and warmth. EcoSmart Fire's Outdoor Range tames the temperature, bringing year-round warmth to outdoor spaces. Made from toughened glass and weather resistant materials, portable or fixed EcoSmart Fire outdoor fireplaces transform pools, patios, gardens and villas – no mess, no fuss.



OUTDOOR RANGE

OUTDOOR FIREPLACES



Stix



Bulb



Lantern



Mini T



Cyl



Dish



Atom



RENOVATOR RANGE

YOU CREATE MASTERPIECES

You reinterpret and remodel the classics, creating talking points with safety and design integrity at their core. Closed off fireplaces, feature walls, single or double sided solutions, flexible sizes and configurations. Our Renovator Range – with its single and double sided Firebox Inserts – offers boundless installation possibilities for indoors and out.



RENOVATOR RANGE

FIREBOX INSERTS

SINGLE SIDED



650SS



900SS



1200SS



1800SS



RENOVATOR RANGE

FIREBOX INSERTS

DOUBLE SIDED



650DB



900DB



1200DB



1800DB



DESIGNER RANGE

YOU ARE ATTRACTED TO SMART DESIGN

You see the shape of things to come. You make architectural statements. Your appetite for style with substance is insatiable. With smart fusions of timber, leather, glasswork, stainless steel and plastics, from subtle curves to arresting angles, the Designer Range – incorporating wall feature and centrepiece freestanding fireplaces – meets your exacting style requirements.



DESIGNER RANGE

FREESTANDING FIREPLACES

WALL FEATURES



Aspect



Cube



Cube Jr



Citi



Oxygen



DESIGNER RANGE

FREESTANDING FIREPLACES

CENTREPIECES



Tower



Zeta



Ghost



Igloo



Vision



Q



Fusion



Retro



ACCESSORY RANGE

YOU EXPECT INTELLIGENT THINKING

You expect us to think of everything, down to the smallest details. And you are right. The smart EcoSmart Fire Accessory Range includes the latest versatile and stylish frames, screens and fittings.



ACCESSORY RANGE

FIRE SCREENS AND FIXING SYSTEMS



Loft Fire Screen



Frame Fire Screen



Fire Screen Duo



Fire Screen Plasma



Echo + Solo



Twin Feet Fixings

MODEL DIMENSIONS

MODEL	DIMENSIONS mm [in]	VOLUME	APPROX BURNING TIME
BURNER RANGE			
BK5	h 113 [4.4] w 290 [11.4] d 290 [11.4]	5 Litres [1.3 Gallons]	7 hours, 30 minutes
BK3	h 83 [3.3] w 290 [11.4] d 290 [11.4]	3 Litres [3 Quarts]	6 hours
XL900	h 126 [4.9] w 900 [35.4] d 195 [7.7]	10 Litres [2.6 Gallons]	10 hours
XL700	h 126 [4.9] w 700 [27.6] d 195 [7.7]	8 Litres [2.1 Gallons]	9 hours, 30 minutes
XL500	h 126 [4.9] w 500 [19.7] d 195 [7.7]	6 Litres [1.6 Gallons]	8 hours
XS340	h 76.2 [3] w 340 [13.4] d 190 [7.5]	2.5 Litres [2.5 Quarts]	5 hours, 30 minutes
AB8	h 156 [6.1] ø 360 [14.2]	8 Litres [2.1 Gallons]	8 hours
AB3	h 100 [3.9] ø 260 [10.2]	3 Litres [3 Quarts]	8 hours

The efficiency data outlined above is indicative only and may vary depending on the model purchased, weather conditions, installation and bioethanol used.

MODEL	DIMENSIONS mm [in]
GRATE RANGE	
Curved	h 145 [5.7] w 650 [25.6] d 502 [19.8]
Grooved	h 155 [6.1] w 605 [23.8] d 450 [17.7]
Modern	h 166 [6.6] w 550 [21.7] d 450 [17.7]
Scope 700	h 150 [5.9] w 835 [32.8] d 380 [15]
Scope 500	h 150 [5.9] w 644 [25.3] d 380 [15]
Scope 340	h 100 [3.9] w 370 [14.6] d 280 [11]
Traditional	h 172 [6.8] w 550 [21.7] d 408 [16.1]

OUTDOOR RANGE	
Atom	h 130 [5.2] ø 720 [28.4]
Bulb	h 504 [19.9] ø 416 [16.4]
Cyl	h 446 [17.5] ø 305 [12]
Dish	h 235 [9.3] ø 600 [23.6]
Lantern	h 590 [23.2] w 356 [14] d 332 [13.1]
Mini T	h 462 [18.2] w 330 [12.9] d 330 [12.9]
Stix	h 780 [30.7] w 557 [21.9] d 556 [21.9]

RENOVATOR RANGE	
650DB	h 833 [32.8] w 750 [29.5] d 427 [16.8]
650SS	h 833 [32.8] w 746 [29.4] d 356 [14]
900DB	h 833 [32.8] w 1000 [39.4] d 513 [20.2]
900SS	h 832 [32.8] w 946 [37.3] d 356 [14]
1200DB	h 663 [26.1] w 1300 [51.2] d 512 [20.2]
1200SS	h 662 [26.1] w 1300 [51.2] d 376 [14.8]
1800DB	h 933 [36.7] w 1900 [74.8] d 513 [20.2]
1800SS	h 933 [36.7] w 1896 [74.6] d 506 [19.9]

Fireboxes are available in a variety of other sizes.

MODEL	DIMENSIONS mm [in]
DESIGNER RANGE	
Aspect	h 950 [37.4] w 1145 [45.1] d 392 [15.4]
Citi	h 912 [35.9] w 594 [23.4] d 449 [17.7]
Cube	h 945 [37.2] w 945 [37.2] d 392 [15.4]
Cube Jr	h 862 [33.9] w 862 [33.9] d 449 [17.7]
Fusion	h 990 [39] w 945 [37.2] d 450 [17.7]
Ghost	h 1106 [43.5] w 400 [15.7] d 386 [15.2]
Igloo	h 900 [35.4] w 977 [38.5] d 493 [19.4]
Oxygen	h 873 [34.4] w 1200 [47.2] d 406 [16]
Q	h 1191 [46.9] w 1160 [45.7] d 831 [32.7]
Retro	h 878 [34.6] w 880 [34.6] d 581 [22.9]
Tower	h 1403 [55.2] w 420 [16.5] d 420 [16.5]
Vision	h 990 [39] w 1190 [46.9] d 536 [21.1]
Zeta	h 818 [32.2] w 1060 [41.7] d 911 [35.9]

ACCESSORY RANGE	
Frame	h 544 [21.4] w 440 [17.3] d 440 [17.3]
Loft	h 346 [13.6] ø 350 [13.8]
Duo Screen	h 604 [23.8] w 840 [33.1] d 166 [5.5]
Plasma Screen	h 652 [25.7] w 850 [33.5] d 200 [7.9]
Echo (glass)	h 450 [17.7] w 793 [31.2] d 6 [0.2]
Solo (stand)	h 111 [4.4] w 453 [17.8] d 203 [8]
Twin Feet Fixing	h 210 [8.3] w 58 [2.3] d 45 [1.8]

Reproduction of this brochure in any manner, in any language, in whole or in part without prior written permission is prohibited. The Fire Company Pty Ltd reserves the right to correct any errors or misprints. We also reserve the right to alter information without notification. The information provided herein is believed to be correct but is not guaranteed. International Patent Pending – Trademarks Pending – All Designs Registered.



